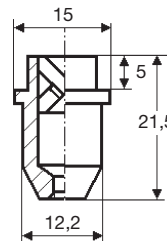


BX

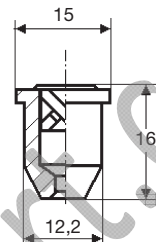
NOZZLE TIPS

Full cone tips produce a uniform cone pattern with a round impact area. Complete nozzle assemblies comprise nozzle tip, seal, nipple and retaining nut. This design allows the nozzle to be disassembled and readily cleaned in case of clogging; for fast and easy maintenance. In addition to metal nipples a range of pipe clamps are available; please see our Accessories Catalogue code CTG AC.

Materials **B1** **AISI 303 Stainless steel**
 T1 **Brass**



BX
1508
1743



BX
1149
1372

Code	D mm	Capacity at pressure					lpm) bar		Spray angle at different pressure		
		1.0	2.0	3.0	5.0	10	1.5	3.0	5.0		
60°	BXQ 1149 xx	1.3	0.86	1.22	1.49	1.92	2.72	50	50	45	
	BXQ 1223 xx	1.7	1.35	1.90	2.33	3.01	4.25	65	65	49	
	BXQ 1262 xx	1.7	1.51	2.14	2.62	3.38	4.78	50	50	46	
	BXQ 1372 xx	2.1	2.15	3.04	3.72	4.80	6.79	65	65	59	
	BXQ 1508 xx	2.4	2.93	4.15	5.08	6.56	9.30	50	50	46	
	BXQ 1626 xx	2.9	3.61	5.11	6.26	8.08	11.4	60	60	55	
	BXQ 1743 xx	2.9	4.29	6.07	7.43	10.0	14.0	67	67	61	

As an added safety feature on our full cone nozzle tips the X-vane is safely secured in place.

Under certain conditions the nozzle vane can escape from the body and impair the nozzle operation, for example, when the nozzle is working upside down, at high temperatures or when subjected to sudden vacuum conditions - with this safety feature this will not happen.



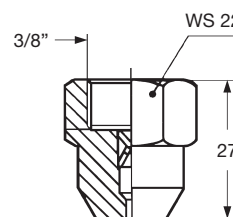
BJ

THREADED NOZZLES

Most sizes in the BX range can be offered as a two-piece nozzle with a 3/8" female thread.

Flow capacity and spray angle remains the same, it is identified by code BJQ. As an example, the nozzle with the same specifications of the BXQ 1372 T1 tip has the code BJQ 1372 T1.

Where pipes or manifolds are difficult to get to or cannot be removed this style might be a preference.



ZAA C018 xx



VAA 0380 xxB

Assembly accessories

BX tips are normally secured with a retaining nut onto a welded nipple. All details on accessories are shown in our Accessories Catalogue code CTG AC.