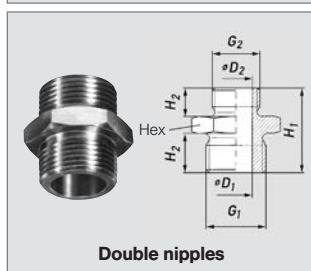
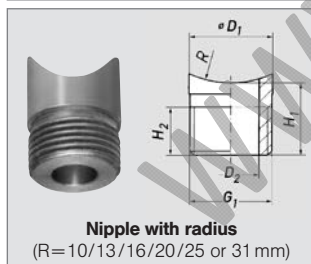
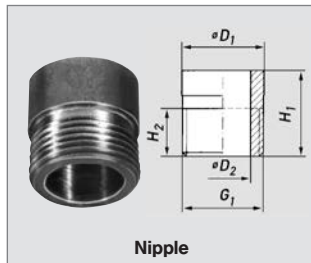
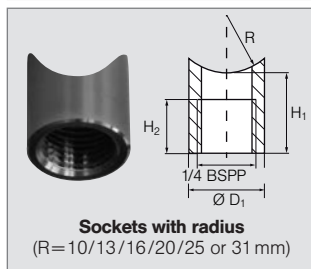
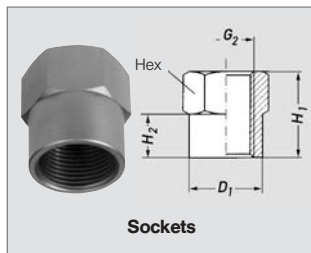




Accessories

Sockets / Nipples



For series	Ordering no.					Dimensions [mm]							Weight (Brass)	
	Type	Material no.					G ₁	G ₂	H ₁	H ₂	D ₁	D ₂		Hex
		02	1Y	17	30	53								
Steel	AISI 316L	AISI 316Ti	Brass	Polypropylene										
For all nozzles with 1/8" male thread.	040. 270	-	○	-	○	-	1/8 BSPP	20	10	13.8	-	14	20 g	
	061. 220	-	○	-	○	-	1/4 BSPP	20	10	16.8	-	17	25 g	
For all nozzles with 3/8" male thread.	040. 271	-	-	○	○	-	3/8 BSPP	20	10	21.5	-	22	25 g	
	040. 271	-	-	-	-	○	3/8 BSPP	20	10	24.5	-	22	25 g	
For all nozzles with 1/4" male thread.	040.228. xx.yy*	-	○	-	-	-	1/4 BSPP	-	18	12	17	-	16 g	
2TR/216/302 308/350/548/468 679/684/652	065. 210	○	-	○	○	○	3/8 BSPP	-	18	10	17.2	11.5	-	20 g
	065. 610	○	-	○	-	○	3/4 BSPP	-	27	14	28	18	-	61 g
2TR/216/302/350 548/468/679/684/652	065. 217. xx. yy*	-	-	○	-	-	3/8 BSPP	-	18	10	17.2	11.5	-	20 g
	065. 215 ¹⁾	-	-	○	○	-	3/8 BSPP	1/4 BSPP	25	10	10	7	22	30 g
2TR/216/302/308 350/548/468 679/684/652	065. 211	-	-	○	○	-	3/8 BSPP	3/8 BSPP	25	10	11.5	-	22	25 g
	065. 611	-	-	○	○	-	3/4 BSPP	3/4 BSPP	35	14	18	-	32	90 g

* Replace **xx** by material no. and **yy** by radius R

¹⁾ Not to be used with non-return valve or filter.

Example for ordering:	Type	+	Material no.	=	Ordering no.
	040. 270	+	1Y	=	040. 270. 1Y



Accessories

Non-return valves / filters

For nozzle size	Ordering no.		56	26	Colour	Opening pressure [bar]	Closing pressure [bar]	Mesh size [mm]	Dimensions [mm]				Weight
	Type	Mat.-no.							H ₁	H ₂	D ₁	D ₂	
 Non-return valve with filter P _{max} = 20 bar	xxx.32x-xxx.44x	065.265 Ball 1.4034 Spring 1.4310	○	-	blue	0.5-1.0	0.4-0.9	0.25	21.5	2.0	14.8	11.0	2 g
		065.266 Ball 1.4034 Spring 1.4310	○	-	red	0.4-0.5	0.35-0.45	0.65	21.5	2.0	14.8	11.0	2 g
 Filter	xxx.32x-xxx.44x	065.257	○	-	blue	-	-	0.25	21.5	2.0	14.8	11.0	2 g
		065.256	○	-	red	-	-	0.65	21.5	2.0	14.8	11.0	2 g
 Filter	xxx.32x-xxx.44x	065.252	-	○	-	-	-	0.50	8.5	1.0	14.8	9.0	1 g

Example for ordering: Type + Material no. = Ordering no.
 065.265 + 56 = 065.265.56



Accessories

Gaskets / Teflon sealing tape



For series	For nozzle size	Ordering no.				Dimensions [mm]	Weight ca.	
		Type	Material no.					
			55 PTFE	71 Cu. ISOPL 750	72 EWP 210 (asbestos free)			73 Soft rubber
610	1/8 BSPP	061. 040	-	-	○	-	∅ 10 x ∅ 14 x 1	0.13 g
212/612	1/4 BSPP	061. 240	○	○*	○	-	∅ 13.2 x ∅ 17 x 1(*2)	0.20 g
460/461 616/617 689	3/4 BSPP	061. 640	-	○*	○	-	∅ 26.5 x ∅ 32 x 1(*2.5)	0.50 g
461	1 1/4 BSPP	062. 140	-	-	○	-	∅ 42 x ∅ 50 x 1	1.20 g
461	2 BSPP	062. 540	-	-	○	-	∅ 60 x ∅ 70 x 2	3.92 g
468/652 679/684	retaining nut 3/8"	065. 240	○	-	○	○	∅ 11 x ∅ 15 x 1	0.14 g
656/657	retaining nut 3/4"	065. 640	-	-	○	-	∅ 18 x ∅ 24 x 1	0.50 g

Teflon sealing tape for connecting cylindrical female threads and conical male threads.	Ordering no. 095. 009. 55. 09. 30.0	Dimensions: 12 mm x 0.1 mm x 12 m
---	--	--------------------------------------

Example for ordering: Type + Material no. = Ordering no.
 061. 040 + 72 = 061. 040. 72